

FINAL

Understanding Public School Funding Fiscal Year 2009-2010

Information collected in a series of
meetings led by Senator Dwight Takamine
12/16/09 – 5/3/10



-
- This presentation is a compilation of documents received from the Department of Education and analyzed in a series of meetings with Senator Dwight Takamine.
 - Only a portion of the original documents are presented here, copies in their entirety are available upon request.
 - After each document is a summary of findings and graph comparing DOE and Charter funding for fiscal year 2009-10.



Charter School Facts:

- Public schools including charters cannot charge tuition
- Charters are bound by collective bargaining
- Charters are subject to NCLB and all State testing requirements
- Charters operate like a small business
- Charters must abide by state “health and safety standards”
- Principals are accountable for SPED/IDEA compliance yet have no authority over the distribution of resources
- Charter School Review Panel mandated to issue charters by the Attorney General, despite funding



GOALS

- Clarify the distribution of funding for K-12 education in Hawaii
- Identify any areas of inequity
- Develop solutions to ensure equity to all public school students
- Collaborate with the DOE to increase funding for all public schools in Hawaii



HB 2200 State Budget

Data from FY 2009-10
Budget used in this report

STATE OF HAWAII

PROGRAM APPROPRIATIONS

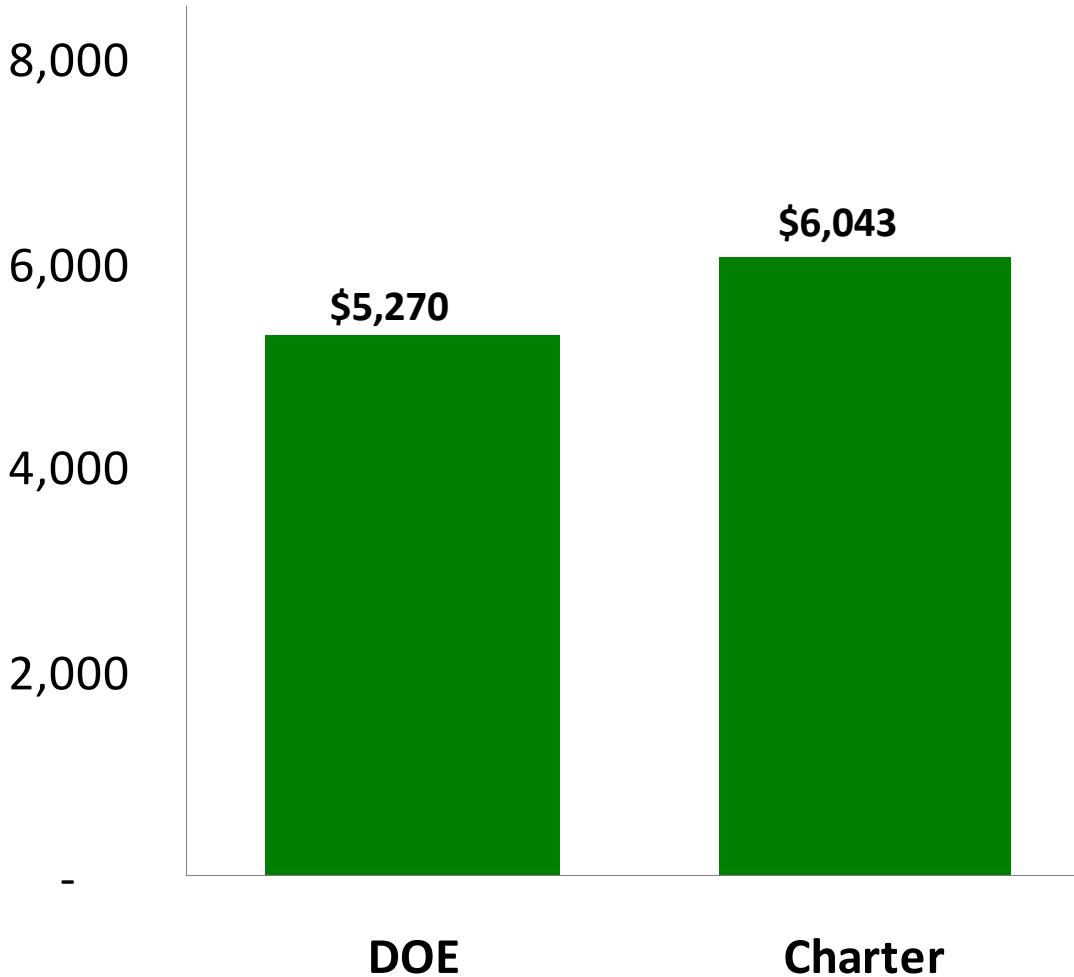
EDN100 – School Based Budgeting
 EDN150 – Student Support Services (SPED)
 EDN200 – Instructional Support
 EDN300 – State & Complex Area Admin
 EDN400 – School Support
 EDN500 – School Community Services
 EDN600 – Charter Schools
 BUF745 – Retirement Benefits
 BUF765 - Health Premium Payments
 BUF725 – Debt Service Payments

ITEM NO.	PROGRAM	PROGRAM ID	EXPENDING AGENCY	FISCAL YEAR 2009-10	FISCAL YEAR 2010-11
				12,375.60*	12,375.60*
			EDN	759,950,947A	[759,950,947A]
			EDN	6,780,000B	674,041,898A
			EDN	171,325,264N	[474,425,264N]
			EDN	13,750,000T	[13,750,000T]
			EDN	4,500,000U	[4,500,000U]
			EDN	97,308,342V	53,764,299V
			EDN	3,398,000W	[3,398,000W]
			EDN	235,051,000B	45,786,000B
			EDN	5,639.00*	5,639.00*
			EDN	368,188,673A	[368,291,497A]
			EDN	100,000B	326,002,051A
			EDN	2.00*	100,000B
			EDN	46,246,766N	[46,246,766N]
			EDN	111,380N	111,380N
			EDN	4.00*	4.00*
			EDN	2,209,121W	2,106,297W
			EDN	197.50*	197.50*
			EDN	1,841,692B	[1,841,692B]
			EDN	632,516N	[632,516N]
			EDN	800,000U	[800,000U]
			EDN	787,335U	787,335U
			EDN	51,432,190A	[51,432,190A]
			EDN	45,226,580A	45,226,580A
			EDN	35,000N	35,000N
			EDN	641.00*	641.00*
			EDN	184,814,106A	[184,714,106A]

A – General Funds
 N – Federal Funds
 B - Special Funds
 W – Revolving Funds
 T – Trust Funds
 U – Interdepartmental
 V – ARRA Federal Funds

H.B. NO. 2200

Per Pupil Base Comparison of all EDN General funds (A)



Funding Categories we Explored:

- EDN150 SPED
- Federal Funds
- Non General Funds
- CIP & Debt Service

State Allocation of General Funds in EDN 100,200,300,400,500,600

Official Enrollment Counts on
DOE 8/10/09 Charters 10/15/09

Includes Furlough Savings Adjustments

Actual Charter Per Pupil distributed \$5753.18



DOE Fund Budget Detail of EDN150 SPED (distributed at 1/21/10 meeting)

Sorted by EDN and Class Code

Department of Education Changes to General Fund Budget

Line #	Office	Alloc To	EDN	ProgID	Program Description	FY 2009-10 Budget Before Reductions		Act 16209 Adjustments		FY 2009-10 Appropriation	
						Total FTE P+T	PROGRAM TOTAL - Base Budget	Total FTEs Reduced	Total Dollars Reduced	FTEs	TOTAL - All Characters
80	OCISS	Cent Services	150	15179	Services for Children with Autism	143.00	42,887,776	(1.00)	(129,626)	142.00	42,758,150
91	OCISS	State Offices	150	15188	Service Testing/Monitoring	7.00	665,302	(7.00)	(615,302)	-	50,000
82	OCISS	Cent Services	150	15192	Speech Language Pathologists	307.50	19,597,877	(14.00)	(924,100)	293.50	18,673,777
83	OS	State Offices	150	15193	Contracts Compliance Unit	-	-	-	-	-	-
84	OCISS	Cent Services	150	15609	Educational Interpreters	15.00	457,548	-	-	15.00	457,548
85	OCISS	Cent Services	150	15620	Social Workers	69.00	3,832,412	-	(14,000)	69.00	3,818,412
86	OCISS	Cent Services	150	15621	Occupational Therapists	46.50	4,505,205	(6.30)	(330,076)	40.00	4,175,129
87	OCISS	Cent Services	150	15622	Physical Therapists	31.00	2,287,915	(5.50)	(367,827)	25.50	1,920,088
88	OCISS	Cent Services	150	15623	Skilled Nursing Services	1.00	529,208	-	(209,121)	1.00	320,087
89	OCISS	State Offices	150	15685	Integrated Special Education Database	2.00	233,544	-	-	2.00	233,544
90	OCISS	Cent Services	150	15686	School Based Behavioral Health	498.00	35,495,142	(2.00)	(94,417)	496.00	35,400,725
91	OS	State Offices	150	15687	Targeted Technical Assistance	5.00	519,217	(1.00)	(125,668)	4.00	393,549
92	CA SPECIFIC	Complex Area	150	15688	Technical Support-Mau District	12.00	546,583	-	-	12.00	546,583
93	OCISS	Cent Services	150	15698	School Based Mental Health Services	32.00	1,672,329	(2.00)	(84,052)	30.00	1,588,277
94	OCISS	Cent Services	150	16204	Home/Hospital Instruction	-	1,266,792	-	-	-	1,266,792
95	OCISS	Cent Services	150	17170	Contracted Special Ed Services	-	3,063,399	-	(35,000)	-	3,028,399
96	OCISS	Cent Services	150	17203	Autism Center	13.00	512,212	-	-	13.00	512,212
97	OCISS	Cent Services	150	17746	Attorney & Related Fees	-	700,000	-	-	-	700,000
98	OCISS	State Offices	150	25037	Special Education Section	11.50	967,501	(1.00)	(165,442)	10.50	802,059
99	OCISS	Cent Services	150	26050	District Diagnostic Services	50.50	3,383,469	-	(48,000)	50.50	3,335,469
100	OHR	State Offices	150	28176	Training & Retention MOAs	-	2,136,604	-	(800,000)	-	1,336,604
101	OCISS	State Offices	150	28178	Section 504 Implementation	2.00	511,525	(1.00)	(89,626)	1.00	421,899
102	OCISS	State Offices	150	28181	Complaints Management Program	2.00	142,868	(1.00)	(98,456)	1.00	44,412
103	OS	State Offices	150	28183	Medicaid Reimbursement	4.00	465,172	(4.00)	(400,172)	-	65,000
104	OCISS	Cent Services	150	28701	Evaluation and IEP Services	-	723,364	-	(137,336)	-	586,028
105	OCISS	Cent Services	150	17712	Special Olympics (POS)	-	128,925	-	-	-	128,925
106	OCISS	Cent Services	150	47284	Families Helping Students	-	100,000	-	-	-	100,000
107	OCISS	State Offices	150	15497	Athletics Administration	4.00	315,447	-	(10,000)	4.00	305,447
108	OCISS	State Offices	150	15610	Early Childhood Learning	2.00	350,001	(2.00)	(350,001)	-	-
109	ICAA	Complex Area	150	15624	Literacy Training for IDEIA, Sec 504 Students	10.00	1,087,401	(9.00)	(1,017,824)	1.00	69,577
110	OCISS	State Offices	150	15625	Early Learning Council	3.00	250,000	(3.00)	(250,000)	-	-
111	ICAA	Complex Area	150	15673	CSSS Resource Teachers	40.00	2,590,395	-	-	40.00	2,590,395
112	OCISS	State Offices	150	15699	Comprehensive System of Prof Development	2.50	127,753	(2.50)	(127,753)	-	-
113	OCISS	School	150	15953	Gen Ed-Article VI Inclusion Teachers	1,902.00	52,032,341	-	-	1,902.00	52,032,341
114	ICAA	Complex Area	150	16754	Primary Prevention/Intervention	8.00	601,468	(1.00)	(89,626)	7.00	511,842
115	SCHOOLS	School	150	16765	Student Services Coordinators-Charter Schools	28.00	1,875,165	(28.00)	(1,875,165)	-	-
116	OCISS	School	150	17131	Special Education In Regular Schools	4,413.00	174,294,899	-	-	4,413.00	174,294,899
117	OCISS	School	150	17201	Hawaii Center For The Deaf And Blind	77.00	3,854,736	(3.00)	(193,464)	74.00	3,661,272
118	SCHOOLS	School	150	17210	Jefferson Orthopedic Unit	10.00	534,821	-	-	10.00	534,821
119	OCISS	School	150	17351	Extended School Year	-	3,422,215	-	-	-	3,422,215
120	OCISS	State Offices	150	17708	Transition Services (State Office Pes)	2.00	133,106	-	-	2.00	133,106
121	OCISS	School	150	25040	School Health Aides	275.80	6,518,830	(5.00)	(119,227)	270.80	6,399,603
122	OCISS	State Offices	150	25045	Student Support Services Group-Admin	3.00	715,191	-	(350,000)	3.00	365,191
123	OCISS	State Offices	150	25237	Student Support Section	16.00	1,232,793	(7.00)	(575,348)	9.00	657,445
124	OCISS	State Offices	150	28177	CSSS Support System	-	290,357	-	(17,500)	-	272,857
125	OCISS	Cent Services	150	46447	Families For REAL (program expansion)	4.00	399,999	(4.00)	(399,999)	-	-
126	ICAA	Complex Area	150	46794	FCNC District Coordinators	9.00	403,918	(2.00)	(129,824)	7.00	273,994
127			150 Total			7,157.80	378,362,725	(112.00)	(10,174,052)	7,045.80	368,188,673

3/3/10 -Analyzed with:

- Legislature
- Dwight Takamine
- Mark Nakashima
- DOE
- Adele Chong
- James Brese
- Debra Farmer
- Daniel Hamada
- Kristy Nishimura
- CSAO
- Bob Roberts
- HCSN
- Steve Hirakami
- KALO
- Taffi Wise
- Katie Benioni

Findings from EDN150 SPED Analysis

Alloc To	Prog ID	Program Description	FTE	Appropriation
Cent. Services	16204	Home/Hospital Instruction		1,266,792
Cent. Services	47284	Families Helping Students		100,000
State Offices	15497	Athletics Administration	4	305,447
Complex Area	15673	CSSS Resource Teachers	40	2,590,395
Complex Area	16764	Primary Prevention/Intervention	7	511,842
School	25040	School Health Aides	270.8	6,399,603
State Offices	25045	Student Support Services – Group Admin	3	365,191
			9	657,445
				272,857
			7	273,994

Total Non SPED Funding Identified **12,743,566**

Of the \$437 million in EDN150 funding \$12 million was identified as Non SPED \$41 million with inconsistent access to SPED programs by PCS students

Cent. Services	15620	Social Workers	69	3,818,412
Cent. Services	15686	School Based Behavioral Health	496	35,400,725
Cent. Services	15698	School Based Mental Health Services	30	2,588,277
State Offices	28178	Section 504 Implementation	1	421,899

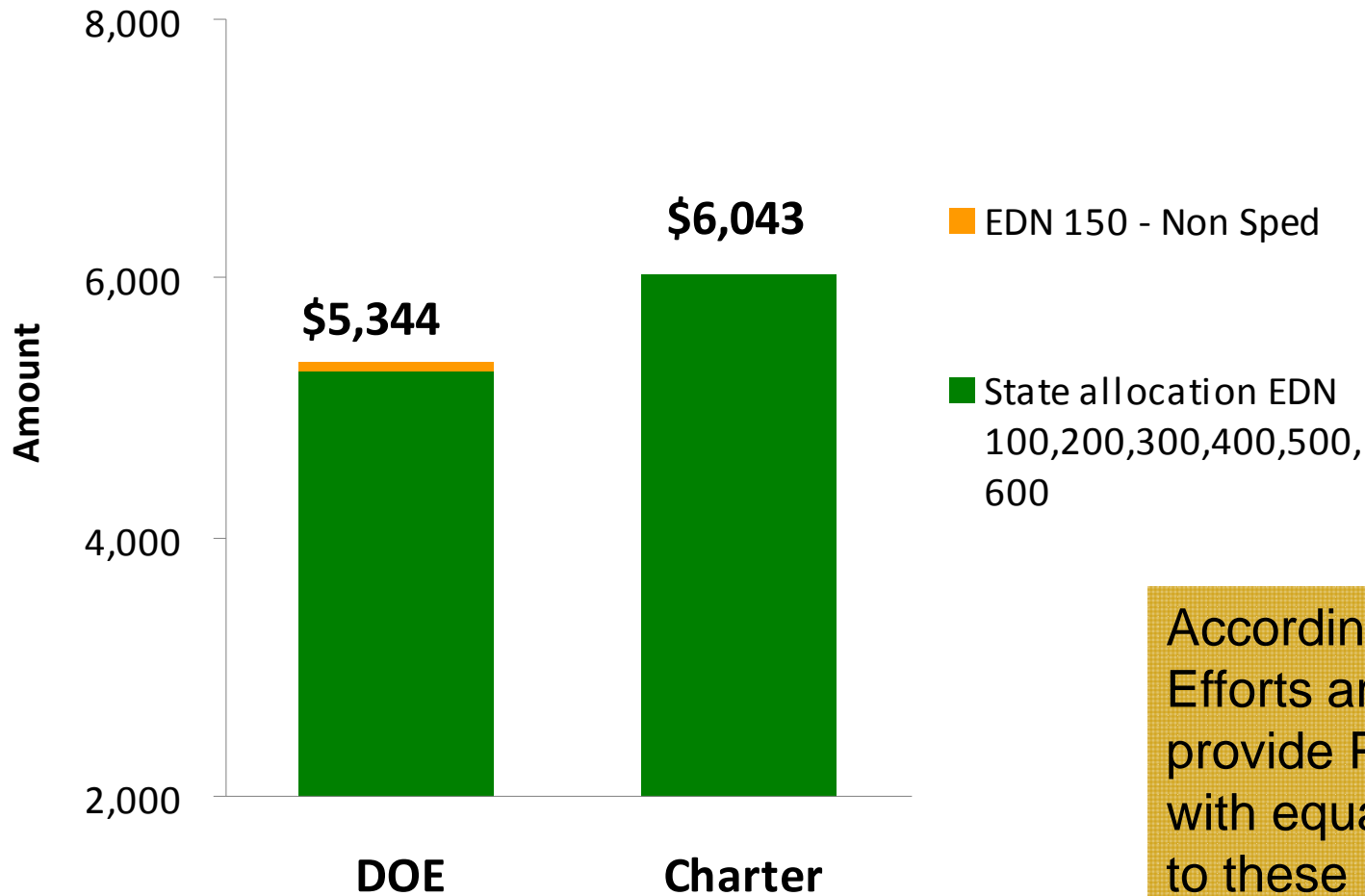
SPED programs with inconsistent access by PCS students **41,229,313**

Total Funding Identified **53,972,879**



Per Pupil Comparison

Adding EDN150 – Identified “Non SPED” \$ only



According to the DOE - Efforts are underway to provide PCS students with equality of access to these program funds



Federal Funding Detail (distributed at 2/8/10 meeting)

Department of Education
Quarterly Report as of December 31, 2009

RECIPIENT	EDN	GRANT NO.	GRANT TITLE	INTENDED PURPOSE	BUDGET FISCAL YEAR 2010		GRANT AWARD	GRANT TYPE
					GRANT PERIOD			
					START	END		
State	100	20000 20010 20020	NCLB Title I Grants to LEAs (Title I-A)	To help disadvantaged children gain basic and advanced skills through vigorous core subject areas.	7/1/09	9/30/10	43,230,443	Formula
State	100	650061	NCLB School Improvement Grants (Title I-A Section 1003g)	To leverage change and improve technical assistance under sections 1116 and 1117 of Title I Part A through SEAs' and LEAs' targeting activities toward measurable outcomes, 95% of the funds must be allocated to local school corporations in need of improvement				
State	100	510000	NCLB Even Start-State Grants (Title I-B)	To provide families in high poverty communities with an integrated program of early childhood education, parenting education, and literacy and basic skill instruction	7/1/09	9/30/10	305,688	Formula
State	100	650051	NCLB Reading First (Title I-B)	To provide research-based reading initiatives that focus on early reading instruction.				
State	100	700005	NCLB Migrant Education Even Start (Title I-C)	This program is designed to help break the cycle of poverty and improve the literacy of participating migrant families by integrating early childhood education, adult literacy or adult basic education, and parenting education into a unified family literacy				
State	100	550200	NCLB Migrant Education (Title I-C) Basic State Grant Coordination Program	To identify and certify migrant children and youth so that they may receive supplementary educational and related services. To increase funding for needed services for this under-identified and under-served population.	7/1/09 7/1/09	9/30/10 9/30/10	957,584 153,846	Formula Formula
State	100	40000	NCLB Title I-Neglected & Delinquent Children (Title I-D)	To improve the program of education for delinquent children and youth in an institution for delinquent children and youth.	7/1/09	9/30/10	289,304	Formula
State	100	650901	ARRA- Title I Grants		2/17/09	9/30/10	16,585,937	Formula
State	100	650045	NCLB Teacher and Principal Training Recruiting Fund (Title II-A) Teacher Quality State Grants	To increase the number of licensed teachers available statewide	7/1/09	9/30/10	13,622,554	Formula
State	100	650111	NCLB Enhancing Education through Technology (Title II-D) ARRA Ed Tech Grant	To support student academic achievement through the use of technology in schools. To be spent quickly to save jobs, improve student achievement, ensure transparency and accountability, and invest funds thoughtfully.	7/1/09 2/17/09	9/30/10 9/30/10	1,305,643 3,209,375	Formula Formula

3/15/10 & 3/30/10
5 Page report
reviewed with:

Legislature
Dwight Takamine
DOE
Bob Campbell
Adele Chong
James Brese
CSAO
Maunalei Love
Bob Roberts
HCSN
Steve Hirakami
KALO
Taffi Wise
Katie Benioni

Note: Report includes \$24 million of Child Nutrition funding which is reimbursed directly to all schools

Findings from Federal Funding Analysis (not including SFSF)

-Indirect cost rates: 2.1% to the SEA on Federal Formula Funding
13.3% to the SEA on Discretionary Grants

Grant No	Grant Title	Grant Period	Grant Award	Grant Type
650045	NCLB Teacher and Principal Training Recruiting Fund (Title IIA) Teacher Quality State Grants	7/1/09-9/30/10	13,622,554	Formula
650111	NCLB Enhancing Education through Technology (Title II-D)	7/1/09-9/30/10	1,305,643	Formula
	ARRA Ed Tech Grant	2/17/09-9/30/10	3,209,375	Formula
280000	NCLB Safe and Drug Free Schools and Communities (Title IV-A) State and Local Programs	7/1/09-9/30/10	1,138,678	Formula
	Impact Aid	Received - BFY 09	55,515,943	Application
	Department of Defense	Received - BFY 10	3,135,473	Application

Federal Funding for ALL students: 64,486,005

20000	NCLB Title I Grants to LEAs (Title I-A)	7/1/09-9/30/10	43,230,443	Formula
510000	NCLB Even Start-State Grants (Title I-B)	7/1/09-9/30/10	305,688	Formula
550200	NCLB Migrant Education (Title I-C) Basic	7/1/09-9/30/10	957,584	Formula
	NCLB Migrant Education (Title I-C) Coordination Program	7/1/09-9/30/10	153,846	Formula
110100	Carl Perkins Vocational Ed. (WIA Title I-C) Basic	7/1/09-6/30/10	2,562,592	Formula
	Carl Perkins Vocational Ed. (WIA Title I-C) State Leadership	7/1/09-6/30/10	160,000	Formula
	Career Pathway System Development	7/1/09-9/30/10	41,586	Formula
40000	NCLB Neglect & Delinquent Children (Title I-D)	7/1/09-9/30/10	289,304	Formula
650901	ARRA- Title I Grants	2/17/09-9/30/10	16,585,937	Formula
650048	NCLB English Language Acquisition, Enhancement, Achievement (Title III-A)	7/1/09-9/30/10	266,216	Formula
09KSPHI001	Learn and Serve America	7/1/09-6/30/12	57,146	Formula
09KSHI002	Stewards of the Islands	9/28/09-9/27/12	900,000	Application

Federal Funding for "eligible" students: 71,943,471

Findings from Federal Funding Analysis (not including SFSF)

-Indirect cost rates: 2.1% to the SEA on Federal Formula Funding
13.3% to the SEA on Discretionary Grants

Grant No	Grant Title	Grant Period	Grant Award	Grant Type
650045	NCLB Teacher and Principal Training Recruiting Fund (Title IIA) Teacher Quality State Grants	7/1/09-9/30/10	13,622,554	Formula
650111	NCLB Enhancing Education through Technology (Title II-D)	7/1/09-9/30/10	1,305,643	Formula
	ARRA Ed Tech Grant	2/17/09-9/30/10	3,209,375	Formula
280000	NCLB Safe Local Progr		1,138,678	Formula
	Impact Aid		55,515,943	Application
	Department		3,135,473	Application
			64,486,005	
20000	NCLB Title		43,230,443	Formula
510000	NCLB Ever		305,688	Formula
550200	NCLB Migr		957,584	Formula
	NCLB Migr		153,846	Formula
110100	Carl Perkin		2,562,592	Formula
	Carl Perkin		160,000	Formula
	Career Pat		41,586	Formula
40000	NCLB Neglect & Delinquent Children (Title I-B)		289,304	Formula
650901	ARRA- Title I Grants	2/17/09-9/30/10	16,585,937	Formula
650048	NCLB English Language Acquisition, Enhancement, Achievement (Title III-A)	7/1/09-9/30/10	266,216	Formula
09KSPHI001	Learn and Serve America	7/1/09-6/30/12	57,146	Formula
09KSHI002	Stewards of the Islands	9/28/09-9/27/12	900,000	Application

Of \$208 million in Federal funding

\$ 72 million is for “eligible” students

\$ 64 million is for ALL students

\$ 63 million is EDN150 SPED

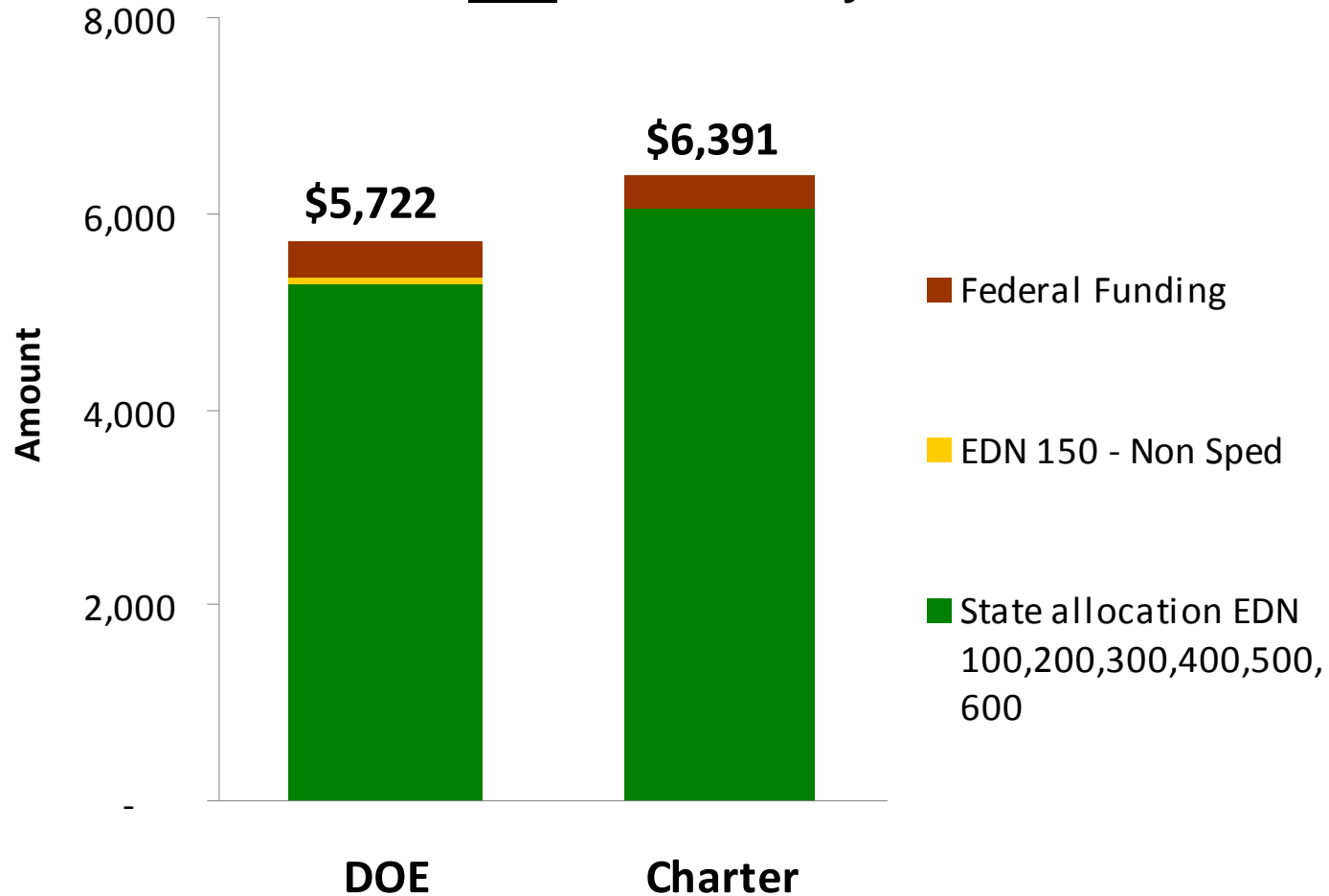
\$ 8 million is School Specific

No consistent system in place to distribute formula funds to charters or notify them of competitive grants.

Federal Funding for “eligible” students: 71,943,471

Per Pupil Comparison

**Adding Federal Funds identified
for ALL students only**



Non General Funds (received via email following 12/29/09 meeting)

Department of Education
Non-General Funds (Excluding Federal Funds)

Name of Fund	Amount	Statutory Reference	Source of Funds	Charter Schools to Receive General Funds Based on DOE Non-General Funds?
Adult Education Revolving Fund	350,190	HRS 302A-435	This is tuition money collected from Adult Education students.	Not recommended. The Charter Schools may collect their own fees for their programs.
Adult Education Special Fund	406,683	HRS 302A-435	This is money collected from Adult Education students who purchase books and supplies from the program.	Not recommended. The Charter Schools may collect their own fees for their programs.
After-School Plus Program Revolving Fund	852,726	HRS 302A-1149.5	These are the parent fees collected by the DOE for administering and operating the After-School Plus Program.	Not recommended. The Charter Schools may collect their own fees for their programs.
Alu Like Projects	146,580	HRS 302A-1122	There are two schools participating in this program. Each school applies to Alu Like for its grants. As part of the application each school has a plan on how the grant money is to be spent.	Not recommended. The Charter Schools may apply for their own grants.
Arts in Public Places	60,280	HRS 302A-420	This is a grant from the State Foundation on Culture and the Arts and as part of this grant, there is a spending plan. Charter Schools are invited to participate in some of the offerings put on by this program.	Not recommended. The Charter Schools have access to the funds and may apply for their own grants.
Athletic Trust Fund	999,842	HRS 302A-1122	This is a roll up of the school athletic fund money collected by each of the schools on a statewide basis.	Not recommended. The Charter Schools may collect their own fees for their programs.
Community Use of School Facilities	2,698,101	HRS 302A-1148	All school facilities are available for community use when these activities do not interfere with the normal activity of the school. Schools that rent out their facilities collect a fee that the school is allowed to keep and spend towards maintaining their facilities.	Not recommended. The Charter Schools may collect their own fees for their programs and/or facilities rentals to the public.
Donations and Gifts	5,583,215	HRS 302A-1122	This is a roll up of all of the money or assets that have been given, bequeathed, or in any manner received by the DOE with a separate record for each gift. The largest part of this money, about 80%, is collected for impact fees. In return for being granted a higher zoning of their property, developers have been required by the Land Use Commission to pay fees to the DOE to mitigate the DOE's cost of providing school facilities.	Not recommended. The Charter Schools have their own donations or gifts.
Driver Education Fund	3,401,667	HRS 481-10C-115 HRS 481-10G-107	The insurance commissioner levies a fee of \$3 a year for each motor vehicle insured upon each insurer and self-insurer. 2/3 of this money is then turned over to the	Not recommended. However, an allocation to the Charter Schools Administrative Office (CSAO) for distribution to the appropriate

3/30/10 Reviewed with:

Legislature
Dwight Takamine
DOE
Adele Chong
James Brese
CSAO
Maunalei Love
KALO
Taffi Wise
Katie Benioni

Findings from Non General Fund Analysis

Name of Fund	EDN	MOF	Amount	Source
Driver Education Fund	100	U	3,401,667	Insurance Fee
Federal Grants Search, Development, and Application Revolving Fund	100	W	3,316,774	Federal Indirect Overhead
Hawaii School-Level Minor R&M Special Fund	400	B	221,081	State Individual Tax Returns

Non General Funds eligible for Charters: 6,939,522

Donations & Gifts	100	T	5,583,215	Impact Fees
-------------------	-----	---	-----------	-------------

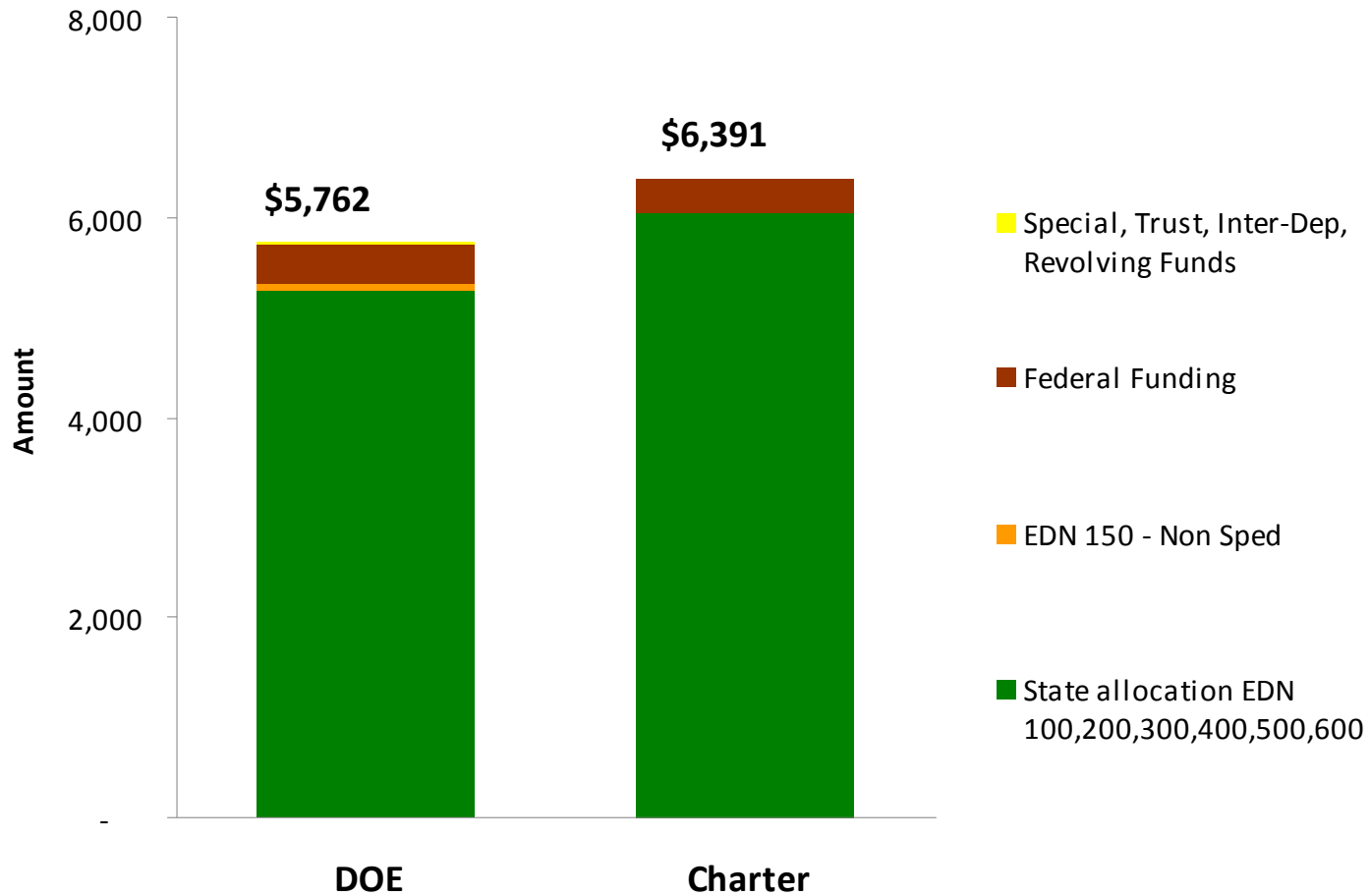
No system in place to access programs or funding

How can Impact Fees be made available to charters when their student populations are affected by developments?



Per Pupil Comparison

Adding Non General Funds Identified



Construction in Progress (CIP) Detail & Debt Service

2009-2011 CIP Appropriations
HB 2200 HD1
March 8, 2010

CIP Projects	FY 2009-2010
Lump sum School Building Improvements Statewide	140,000,000
Lump sum Classroom renovations	30,000,000
Land acquisition, Design, Construction, and	2,000,000
Relocate/Construct Temporary Facilities, Statewide	10,000,000
Architectural Barrier Removal, Statewide	2,000,000
Public Accommodations transition plan, statewide	2,000,000
Asbestos/lead Removal, statewide	1,000,000
Special Education Renovations, Statewide	1,000,000
Gender Equity, Statewide	2,000,000
Fire Protection, Statewide	500,000
Health and Safety	500,000
Benjamin Parker Retaining wall	125,000
Castle High All weather track, Athletic field	5,000,000
Dole Middle Restroom Renovations	250,000
Ewa El construct eight classroom bldg	750,000
Fern El Roof and carpet Replacement	575,000
Hilo High New Gym	1,000,000
Kailua High Natural Science Classroom	800,000
Kalani High Security screens	50,000
Kapolei El New Elementary School	3,520,000
Keaukaha El new Cafeteria	8,000,000
King Kekaulike High New Auditorium	800,000
Kipapa El Parking lot	500,000
Makawao El Expand Cafeteria	400,000
Manana El Retaining wall, Drainage	450,000
Mano El Play court cover	500,000
Mauka Lani El Evacuation Route Ramp	450,000
McKinley High Renovate Bldg W	700,000
Mililani Uka El Stabilize eroding Slope	600,000
Mililani Waena El Parking lot expansion	100,000
Salt Lake El Renovation Classrooms	1,000,000
Stevenson Inter Mult pupose gym	4,000,000
Waiakea High All weather track	300,000
Waipahu El 8 Classroom bldg	100,000
DOE Project Positions, Statewide	4,800,000
Total all DOE CIP	225,570,000
BUF725 Debt Service	194,793,118

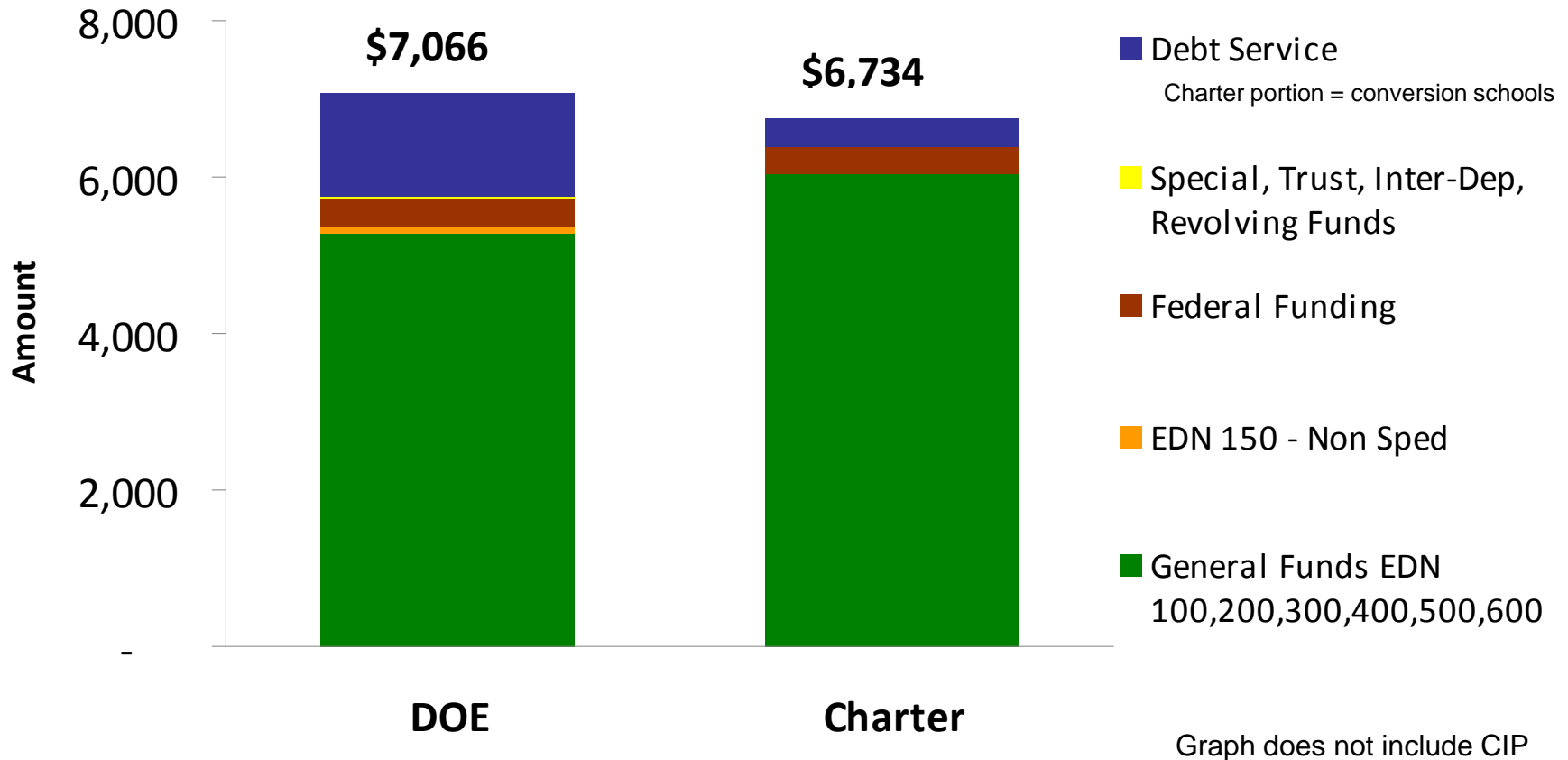
3/15/09 –Discussion with:
Legislature
Dwight Takamine
DOE
Randy Moore
CSAO
Maunalei Love
Bob Roberts
KALO
Taffi Wise
Katie Benioni
HCSN
Steve Hirakami

DOE Appropriations FY09-10
CIP \$225 million
Debt Service \$194 million

Per Pupil Comparison

Adding Facilities Funding

Charters need a mechanism to access CIP funds



DOE & Charter Funding Comparison – FY 2009-10

Final Summary

Total Per Pupil
difference of \$332

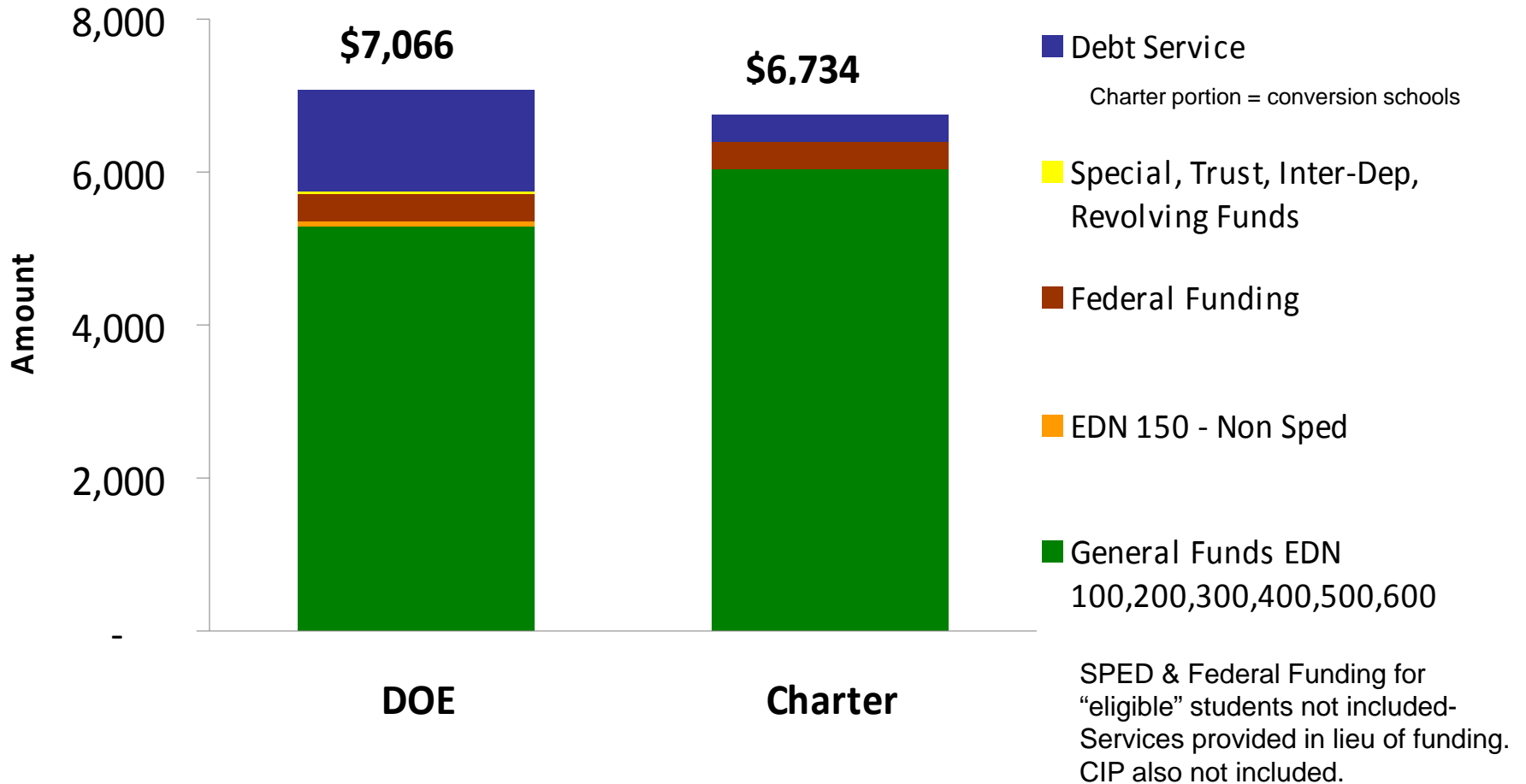


Table of Findings for FY 2009-10

DOE Enrollment 170,830
 Charter Enrollment 8,098

	Appropriation		Per Pupil	
	DOE	Charter	DOE	Charter
EDN (General Funds excluding ARRA \$)				
100 School Based	753,950,947		4,413	0
200 Instructional Support	29,037,169		170	0
300 State/Complex Admin	51,432,191		301	0
400 School Support	184,814,106		1,082	0
500 School Community Services	8,674,528		51	0
600 Charter Schools		52,732,012		6,512
Furlough Savings	(127,702,886)	(3,791,952)	-748	-468
Subtotal	900,206,055	48,940,060	<u>5,270</u>	<u>6,043</u>
150 NonSped included in EDN150	12,743,566		75	0
(N) Federal Funding to all students	64,486,005	2,812,141	377	347
(B,T,U,W,) Special, Trust, Inter-dep, Rev. Funds	6,939,522		41	0
CIP/Debt Service	222,786,956	2,783,044	1,304	344
TOTAL FUNDING	1,207,162,104	54,535,245	<u>7,066</u>	<u>6,734</u>

EDN150 – services provided in lieu of funding 404,000,994
 (N)Federal Funds – services provided in lieu of funding 138,983,703
 (B,T,U,W) Special, Trust, Inter-dep, Revolving Funds 79,884,812

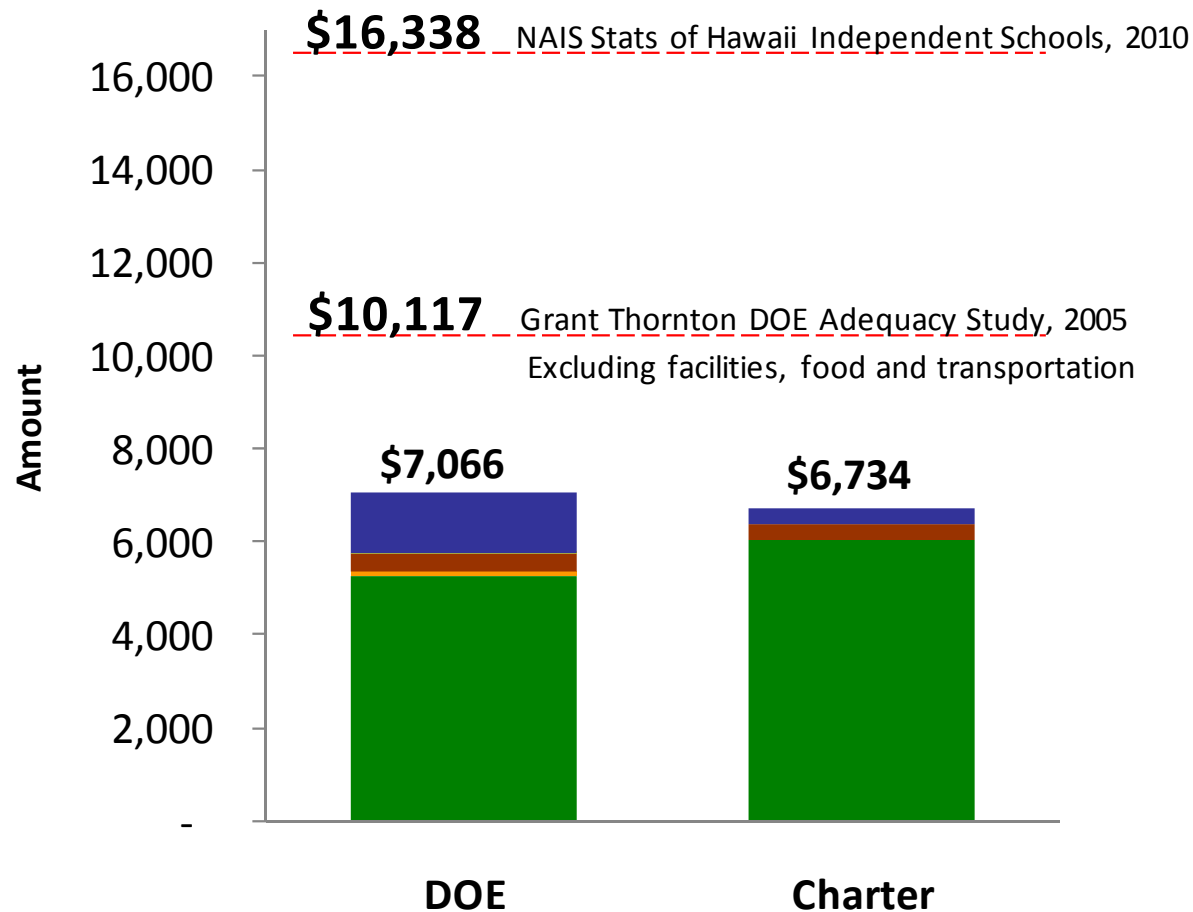


Summary of Fact Finding Effort

- Equity was not achieved with \$547 million in Federal & EDN150 funding. Access to services & grant notification inconsistencies were identified.
- A \$332 per pupil difference existed between the DOE and PCS.
- Charters need access to Impact Fees.
- Charters had no mechanism to access \$225 million in facilities financing (CIP).



How much is adequate per pupil funding?



Recommendations

- Create a reliable system to allow Charters access to federal competitive grant opportunities.
- Ensure that services provided in lieu of funding are equitable.
- Move Non-SPED funding within EDN150 to EDN100.
- Establish Charters as an LEA to access federal funding.
- Give Charters a proportionate share of facilities funding.
- Create a mechanism for post school opening funding adjustments.
- Educate Legislators and B&F on how the funding formula functions in relation to the budget appropriation.
- Collaborate with the DOE in advocating for adequate per pupil funding.



Acknowledgements

Mahalo to the following for their support in this effort:

- Senator Dwight Takamine and staff
- Department of Education
- Charter School Administrative Office
- Hawaii Charter Schools Network
- Charter School Review Panel
- Kamehameha Schools Ho'olako Like
- Office of Hawaiian Affairs

